

# Tense Buster 操作手冊



# 操作說明

The screenshot shows the Tense Buster login interface. At the top left is the logo, a red hexagon with a white dot inside, followed by the text "TENSE BUSTER". Below the logo is a red horizontal line. The main content area features a large black hole in a white paper-like background. Inside this hole, the text "Break through the grammar barrier!" is written in red cursive. Below this, the login form is visible, including the text "Tense Buster", "Please type your login details to continue", "Your name:" with an input field, "Password:" with an input field, and a red "Log In" button. Two yellow callout boxes point to the input fields and the "Log In" button. At the bottom of the screenshot, a group of five diverse students is gathered around a laptop, looking at the screen with interest.

**TENSE BUSTER**

*Break through the grammar barrier!*

**Tense Buster**

Please type your login details to continue

Your name:

Password:

**Log In**

請輸入你的帳號及密碼

輸入完畢請按Log In 登入

如程式於載入畫面停頓過久，請按“F5”，或點選重新整理。

使用本程式需先安裝Flash Player。如無法執行時，請於安裝完成後再次進入。

# 操作說明

The screenshot displays the TENSE BUSTER application interface. At the top left is the logo and the text "TENSE BUSTER". On the top right, there are navigation buttons: "Menu", "My Progress", "Help", and "Log out". Below these are three callout boxes: "紀錄查詢" (Record Query), "使用說明" (Usage Instructions), and "登出軟體" (Logout Software). The main content area features a vertical list of difficulty levels: "Elementary" (E), "Lower Intermediate" (LI), "Intermediate" (I), "Upper Intermediate" (UI), and "Advanced" (A). A red callout box with an arrow pointing to the "Elementary" level contains the text "Choose a level to start your grammar practice." A yellow callout box with a bracket around the level list contains the text "選擇課程的難度" (Select course difficulty). At the bottom of the interface, there is a photograph of a diverse group of students gathered around a laptop, looking at the screen.

# 操作說明

**TENSE BUSTER** Menu My Progress Help Log out

**選擇主題**

- Advanced
- Reported speech
- Phrasal verbs
- Nouns**
- Past perfect
- The passive
- Articles

**學習路徑**

- Introduction: compound nouns
- The rule: compound nouns
- Practice: correct the mistakes
- Pronunciation: compound nouns
- Introduction: agreement
- The rule: agreement
- Practice: singular or plural
- Vocab: irregular plurals**
- And now?
- Your test

返回課程  
選擇畫面

*Break through  
the grammar barrier!*

A  
E  
LI  
I  
UI

# 操作說明

回主題  
選擇畫面

Advanced >> Nouns >> Practice: singular or plural

批改成績

重新練習

Back to Menu

Back Forward

上一單元 / 下一單元

Scoring

Start again

Record

Drag the nouns down to their correct group: always singular, always plural or either singular or plural.

錄音

練習  
說明

France choir crossroads manners belongings measles diabetes orchestra funding  
electorate pants atmosphere police goods public glasses scissors government  
team somebody the United States school savings

## Singular or plural?

Always singular

\_\_\_\_\_  
\_\_\_\_\_  
\_\_\_\_\_  
\_\_\_\_\_  
\_\_\_\_\_  
\_\_\_\_\_

Always plural

\_\_\_\_\_  
\_\_\_\_\_  
\_\_\_\_\_  
\_\_\_\_\_  
\_\_\_\_\_  
\_\_\_\_\_

Singular or plural

\_\_\_\_\_  
\_\_\_\_\_  
\_\_\_\_\_  
\_\_\_\_\_  
\_\_\_\_\_

When you have finished, write an example sentence for each of the words above. For example:  
Politics is the art of the possible.



查詢單字: 將游標移到該字上方，  
同時按下鍵盤上的Ctrl及滑鼠右鍵。

# 操作說明

點選Feedback，  
可看答案解說

Elementary > Practice: don't or doesn't? > Back to Menu

◀ Back Forward ▶ Feedback Start again Record

Norma Jobs doesn't feel well. Fill in the gaps in this article from Get Thin! magazine.

### Get Thin! interviews Norma Jobs...

Norma Jobs doesn't like (not / like) fruit. She eats lots of meat, but she doesn't eat (not / eat) any vegetables. She drinks lots of Coca-Cola, but she drinks (not / drink) much water. Norma \_\_\_\_\_ (not / play) tennis and she and her husband \_\_\_\_\_ (not / do) any exercise at all.

Norma goes to the \_\_\_\_\_ (not / go) to the \_\_\_\_\_ (not / walk) \_\_\_\_\_ (not / walk). She drives. When she \_\_\_\_\_ (not / be) \_\_\_\_\_ (not / be) well.

Norma doesn't \_\_\_\_\_ (not / be) well.

**Scoring**

You scored 50% in this exercise.

Correct: 5
Incorrect: 3
Missed: 2

Try again See the answers Forward

再試一次 檢視正確答案 下一單元

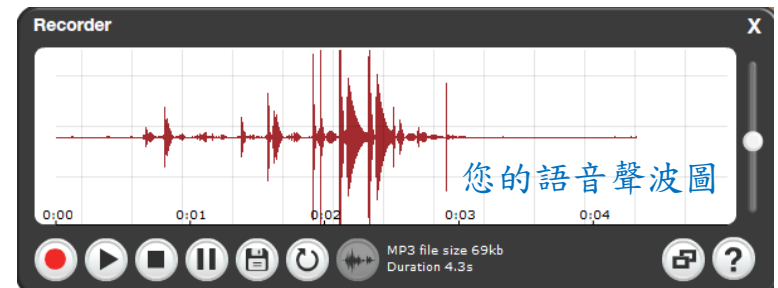
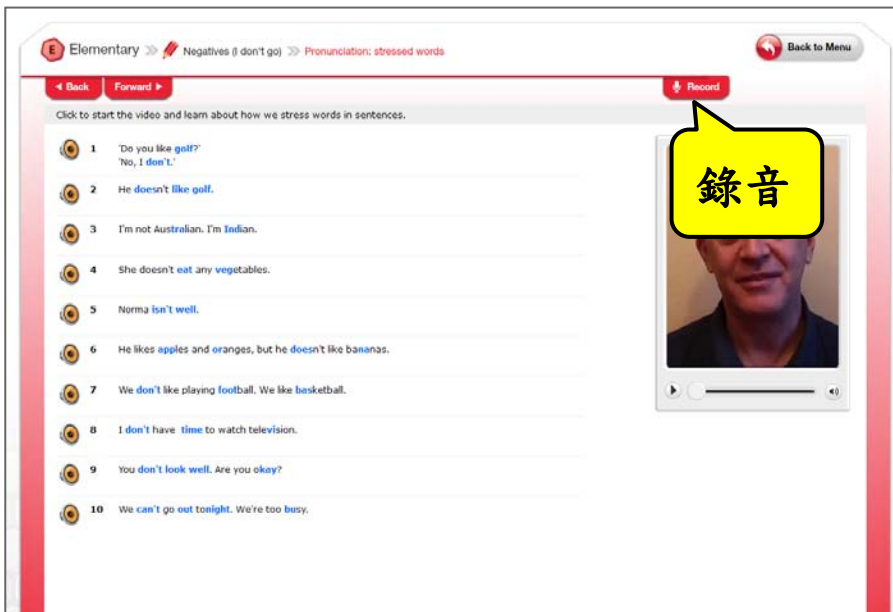





# Recorder 操作方法

- Recorder 錄音功能 => 供您作發音及口語練習。

一般錄音功能: 點選“Record”即可啟動。



## 跟讀錄音功能

1. 先啟動一般錄音功能；
2. 點選系統音檔，再點選錄音功能中的  圖示。

